

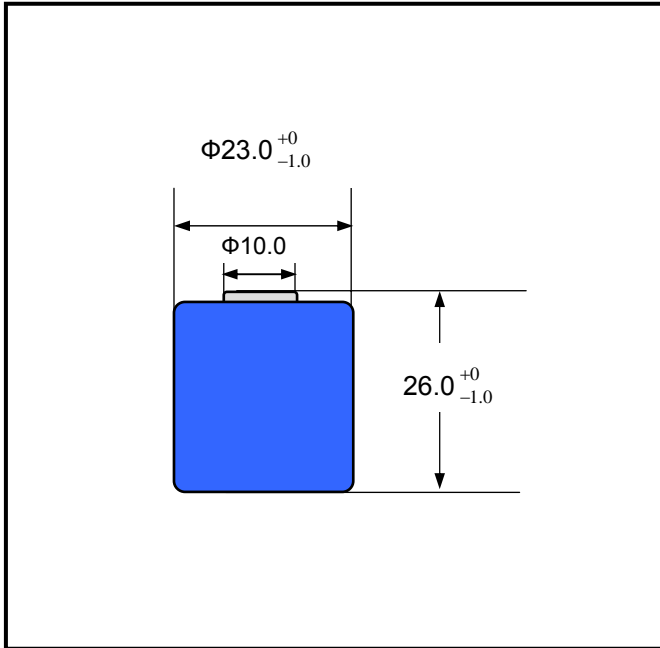
1/2SC600 Cell (Industrial)

Data Sheet

NO: D0073

Sealed Rechargeable Ni-Cadmium Cylindrical Cell

● Dimensions (with tube)



● Specifications

Nominal Voltage		1.2V	
Capacity*		0.2C Discharge	1C Discharge
	Minimum	600 mAh	510 mAh
	Typical**	640 mAh	600 mAh
Weight		24g	
Typical Internal Impedance		25mΩ (After charge)	
Charge	Standard	60mA × 16hrs	
	Fast***	600mA × 1.3hrs	
Ambient temperature	Standard charge	0°C — 45°C	
	Fast charge	10°C — 40°C	
	Discharge	-20°C — 60°C	
	Storage	-20°C — 45°C	

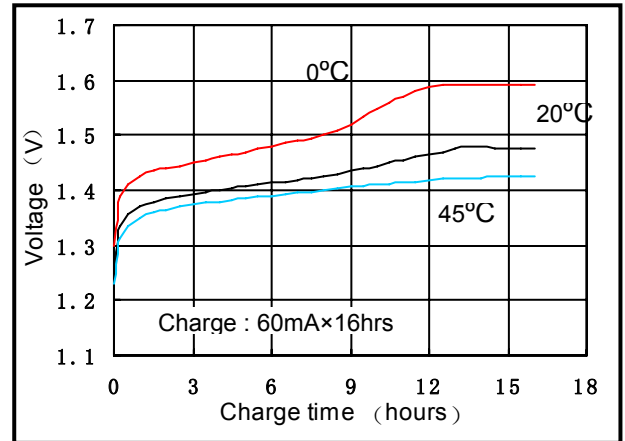
*Capacity is tested after charging 0.1C for 16 hours.

**Typical capacity and internal impedance are for reference.

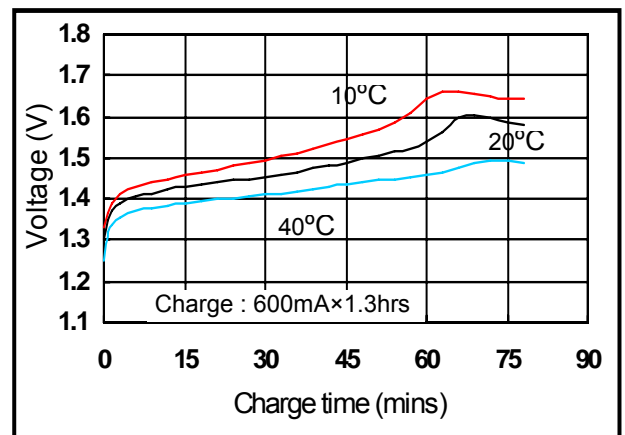
***-delta V or dT/dt controlled (20mV or 1°C per min)

● Typical Characteristics

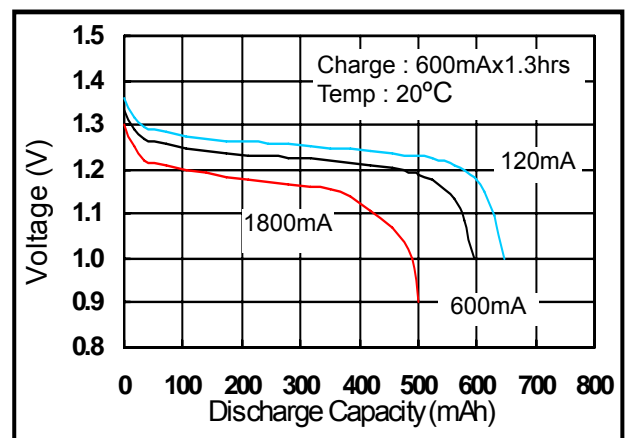
● Standard charge characteristics



● Fast charge characteristics



● Discharge characteristics



Subject to change without prior notice